

14 200m Backstroke Women Final

Official

☰ Qualified

☰ Heats

















📄 Summary

1 Final 13 years

heat

Started at: 05:52 PM (- 2 min)

Official

Lane	Competitor	Age	Club	RT	PTS	Rank	Result
1	 Amy Overend	13	 Selw...			8	2:39.38 Entry: 2:41.64
	50m: 36.99	100m:	150m: 1:58.76 (1:58.76)				200m: 2:39.38 (40.62)
2	 Aubrey Doney	13	 Wait...			6	2:37.05 Entry: 2:36.96
	50m: 36.40	100m: 1:16.27 (39.87)	150m: 1:58.00 (41.73)				200m: 2:37.05 (39.05)
3	 Renee Dresner	13	 Evol...			4	2:33.40 Entry: 2:36.25
	50m: 35.37	100m: 1:14.78 (39.41)	150m: 1:54.87 (40.09)				200m: 2:33.40 (38.53)
4	 Sophie Wellington	13	 Kiwi ...			1	2:29.98 Entry: 2:34.10
	50m: 34.35	100m: 1:12.73 (38.38)	150m: 1:51.82 (39.09)				200m: 2:29.98 (38.16)
5	 Emily Saunders	13	 Selw...			2	2:31.68 Entry: 2:34.20
	50m: 35.10	100m: 1:13.50 (38.40)	150m: 1:53.05 (39.55)				200m: 2:31.68 (38.63)
6	 Vanzin McManus	13	 Man...			3	2:32.77 Entry: 2:36.31
	50m: 33.37	100m: 1:11.77 (38.40)	150m: 1:52.71 (40.94)				200m: 2:32.77 (40.06)
7	 Lara Migounoff	13	 Puke...			5	2:36.49 Entry: 2:40.75
	50m: 37.24	100m: 1:18.03 (40.79)	150m: 1:58.61 (40.58)				200m: 2:36.49 (37.88)
8	 Rachel Pui	13	 Wha...			7	2:37.48 Entry: 2:43.06
	50m: 35.73	100m: 1:15.75 (40.02)	150m: 1:56.89 (41.14)				200m: 2:37.48 (40.59)

2 Final 14 years

heat

Started at: 05:57 PM (- 2 min)


Official

Lane	Competitor	Age	Club	RT	PTS	Rank	Result
1	 Sienna Morrison	14	 Kow...			7	2:43.80 Entry: 2:39.30
	50m: 37.11	100m: 1:18.13 (41.02)	150m: 2:00.73 (42.60)				200m: 2:43.80 (43.07)
2	 Lara Streletsky	14	 Trito...			4	2:35.15 Entry: 2:36.12
	50m: 34.96	100m: 1:13.90 (38.94)	150m: 1:55.01 (41.11)				200m: 2:35.15 (40.14)

3	Charlotte Devoy	14	Papa...	5	2:36.97 Entry: 2:34.92
	50m: 35.25 200m: 2:36.97 (41.91)	100m: 1:13.77 (38.52)	150m: 1:55.06 (41.29)		
4	Taylor Batchelor	14	Mata...	2	2:30.53 Entry: 2:33.22
	50m: 35.30 200m: 2:30.53 (38.61)	100m: 1:13.06 (37.76)	150m: 1:51.92 (38.86)		
5	Lani Jarrett	14	St P...	1	2:29.93 Entry: 2:33.55
	50m: 35.32 200m: 2:29.93 (37.71)	100m: 1:13.07 (37.75)	150m: 1:52.22 (39.15)		
6	Kate Burgess	14	QEII ...	3	2:34.45 Entry: 2:35.37
	50m: 35.77 200m: 2:34.45 (39.97)	100m: 1:14.46 (38.69)	150m: 1:54.48 (40.02)		
7	Mingmae Yang	14	Dann...	8	2:44.30 Entry: 2:36.85
	50m: 37.44 200m: 2:44.30 (42.09)	100m: 1:18.52 (41.08)	150m: 2:02.21 (43.69)		
8	Mia Henderson	14	Wait...	6	2:37.84 Entry: 2:39.42
	50m: 36.19 200m: 2:37.84 (38.99)	100m: 1:17.52 (41.33)	150m: 1:58.85 (41.33)		

3 heat		Final 15 years			Official		
Started at: 06:02 PM (- 2 min)							
Lane	Competitor	Age	Club	RT	PTS	Rank	Result
1	Emma Campbell	15	Swi...			7	2:39.16 Entry: 2:38.89
	50m: 36.97 200m: 2:39.16 (40.49)	100m: 1:17.43 (40.46)	150m: 1:58.67 (41.24)				
2	Lome Strydom	15	Puke...			4	2:33.76 Entry: 2:37.40
	50m: 35.16 200m: 2:33.76 (39.30)	100m: 1:14.54 (39.38)	150m: 1:54.46 (39.92)				
3	Talia Chaney	15	Puke...			2	2:29.61 Entry: 2:36.83
	50m: 34.29 200m: 2:29.61 (38.17)	100m: 1:12.01 (37.72)	150m: 1:51.44 (39.43)				
4	Macey Barnes	15	Nort...			1	2:29.07 Entry: 2:31.82
	50m: 33.98 200m: 2:29.07 (38.41)	100m: 1:11.59 (37.61)	150m: 1:50.66 (39.07)				
5	Paige Tevita-Williams	15	Puke...			5	2:37.10 Entry: 2:36.70
	50m: 35.30 200m: 2:37.10 (41.85)	100m: 1:14.11 (38.81)	150m: 1:55.25 (41.14)				
6	Keira Van Der Heijden	15	Selw...			3	2:32.15 Entry: 2:37.14
	50m: 34.73 200m: 2:32.15 (38.48)	100m: 1:13.78 (39.05)	150m: 1:53.67 (39.89)				
7	Bella Wilson	15	Ashb...			6	2:38.05 Entry: 2:37.44
	50m: 36.88 200m: 2:38.05 (41.17)	100m: 1:16.87 (39.99)	150m: 1:58.16 (41.29)				

200m: 2:38.05 (39.89)

















8  **Charlotte Bowskill** 15  **Puke...** **8** **2:39.96**
Entry: 2:38.92

50m: 36.40 100m: 1:17.43 (41.03) 150m: 1:59.54 (42.11)
200m: 2:39.96 (40.42)

4 **Final 16-109 years**

heat Started at: 06:06 PM (- 2 min)

Official

Lane	Competitor	Age	Club	RT	PTS	Rank	Result
1	 Charlotte Rose	16	 Blen...			7	2:34.26 Entry: 2:33.51
	50m: 35.51 100m: 1:15.33 (39.82) 150m: 1:55.13 (39.80) 200m: 2:34.26 (39.13)						
2	 Dannielle Rule	17	 Porir...			6	2:31.51 Entry: 2:30.97
	50m: 34.38 100m: 1:12.38 (38.00) 150m: 1:52.19 (39.81) 200m: 2:31.51 (39.32)						
3	 Addison Kneebone	16	 Here...			2	2:27.35 Entry: 2:29.73
	50m: 33.73 100m: 1:10.56 (36.83) 150m: 1:49.78 (39.22) 200m: 2:27.35 (37.57)						
4	 Lilaina Marshall	17	 TBS...			1	2:25.68 Entry: 2:25.31
	50m: 32.49 100m: 1:08.59 (36.10) 150m: 1:46.83 (38.24) 200m: 2:25.68 (38.85)						
5	 Piper Rogers	16	 Tawa...			3	2:27.40 Entry: 2:29.54
	50m: 33.62 100m: 1:10.95 (37.33) 150m: 1:49.56 (38.61) 200m: 2:27.40 (37.84)						
6	 Alivia Jenkins	16	 Liz v...			4	2:28.78 Entry: 2:30.07
	50m: 34.08 100m: 1:12.14 (38.06) 150m: 1:50.57 (38.43) 200m: 2:28.78 (38.21)						
7	 Erin Scott	17	 Wha...			5	2:31.33 Entry: 2:32.55
	50m: 35.31 100m: 1:13.97 (38.66) 150m: 1:53.03 (39.06) 200m: 2:31.33 (38.30)						
8	 Hannah Alderton	16	 Palm...			8	2:35.88 Entry: 2:34.57
	50m: 35.78 100m: 1:14.54 (38.76) 150m: 1:55.12 (40.58) 200m: 2:35.88 (40.76)						